

CBSE Class 12 Economic 2016

Delhi (Set-1)

Time: 3 hours (Marks: 90)

General Instructions:

- (i) **All** questions in **both** sections are **compulsory**. However, there is **internal choice** in some questions.
- (ii) **Marks** for questions are indicated against **each** question.
- (iii) Question No.1-5 and 16-20 are **very short answer questions** carrying **1 mark** each.
- (iv) Question No.6-8 and 21-23 are **short answer questions** carrying **3 marks** each.
- (v) Question No.9-11 and 24-26 are also **short answer questions** carrying **4 marks** each.
- (vi) Question No.12-15 and 27-30 are **long answer questions** carrying **6 marks** each.
- (vii) Answers **should be brief and to the point** and the above **word limit be adhered** to as far as possible.

Section A

Q1 What is the relation between marginal cost and average variable cost when marginal cost is rising and average variable cost is falling?

Ans: When marginal cost is rising and average variable cost is falling, **marginal cost lies below the average variable cost.**

Q2 Suppose total revenue is rising at a constant rate as more and more units of a commodity are sold, marginal revenue would be :

(choose the correct alternative)

- (a) Greater than average revenue**
- (b) Equal to average revenue**
- (c) Less than average revenue**
- (d) Rising**

Ans: If total revenue is rising at a constant rate as more and more units of a commodity are sold, then marginal revenue would be **equal to Average Revenue.**

Hence, the correct answer is option (b).

Q3 When does 'increase' in demand take place?

Ans: When demand for a good increase with the change in the factors other than the price of the good, then increase in demand takes place. Graphically, the increase in demand is represented by parallel rightward (outwards) shift of the demand curve.

Q4 'Homogenous products' is a characteristic of: (choose the correct alternative)

- (a) Perfect competition only**
- (b) Perfect oligopoly only**
- (c) Both (a) and (b)**
- (d) None of the above**

Ans: 'Homogeneous products' is a characteristic of both perfect competition and perfect oligopoly.

Hence, the correct answer is option 'c'.

Q5 There is inverse relation between price and demand for the product of a firm under : (choose the correct alternative)

- (a) Monopoly only**
- (b) Monopolistic competition only**
- (c) Both under monopoly and monopolistic competition**
- (d) Perfect competition only**

Ans: There is inverse relation between price and demand for the product of a firm under both monopoly and monopolistic competition.

Rationale: This is because firms under both market forms viz. monopoly and monopolistic competition face downward sloping demand curve. Consequently, inverse relationship between demand and price for the product.

Hence, the correct answer is option 'c'.

Q6 A Consumer consumes only two goods X and Y. Marginal utilities of X and Y are 5 and 4 respectively. The prices of X and Y are Rs. 4 per unit and Rs. 5 per unit respectively. Is the consumer in equilibrium? What will be the further reaction of the consumer? Explain.

Ans: According to the utility approach, a consumer reaches equilibrium where the following equality is met.

$$\frac{MU_x}{P_x} = \frac{MU_y}{P_y}$$

According to the given question:

$$\frac{MU_x}{P_x} = \frac{5}{4} = 1.25$$

$$\frac{MU_y}{P_y} = \frac{4}{5} = 0.8$$

Since, $\frac{MU_x}{P_x}$ is greater than $\frac{MU_y}{P_y}$

Thus, a consumer is not in equilibrium. In order to reach the equilibrium, a rational consumer would **increase the consumption of good X** and **decrease that of good Y**.

Q7 Price elasticity of demand of good X is –2 and of good Y is –3. Which of the two goods is more price elastic and why?

Ans: Demand of good Y is more elastic as compared to good X. Due to negative relationship between price and demand, elasticity of demand is a negative number. But in case of elasticity negative sign does not matter.

That is, Mathematically, $-2 > -3$

But, in context of elasticity, $-3 > -2$

Q8 What is maximum price ceiling? Explain its implications.

Ans: Maximum price ceiling is the legislated or government imposed maximum level of price that can be charged by the seller. Usually, the government fixes this maximum price much below the equilibrium price, in order to preserve the welfare of the poorer and vulnerable section of the society. For example, the Government of India imposes price ceiling in the market of wheat, rice, sugar and other necessity goods.

Implications of Price Ceiling

1. **Excess demand**- Due to artificially lowering the price, the demand becomes comparatively higher than the supply. This leads to the emergence of the problem of excess demand.
2. **Enhances Welfare**- The imposition of the price ceiling ensures the access of the necessity goods within the reach of the poor people. This safeguards and enhances the welfare of the

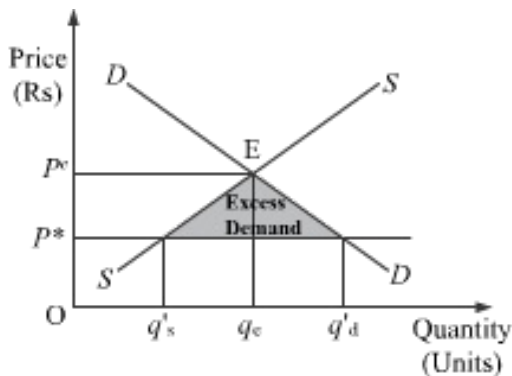
poor and vulnerable sections of the society.

3. **Fixed Quota**- Each consumer gets a fixed quantity of good (as per the quota). The quantity often falls short of meeting the individual's requirements. This further leads to the problem of shortage and the consumer remains unsatisfied.

OR

Explain the chain effects, if the prevailing market price is below the equilibrium price.

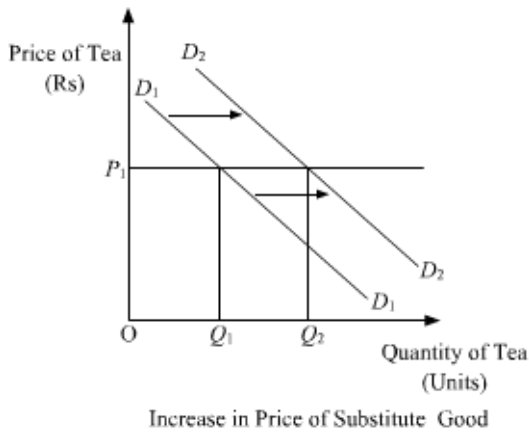
Ans: If the prevailing market price is below the equilibrium price, then there occurs the situation of excess demand. Let us assume that the market price P_* is below the equilibrium price P_e . According to the demand curve, quantity demanded is $q'd$. Whereas, according to the supply curve, the quantity supplied is $q's$. So, it can be seen that there emerges the situation of excess demand equivalent to $(q'd - q's)$. This excess demand will increase competition among the buyers; consequently, the buyers will tend to buy output at higher price (due to the competition), which as a result will increase the market price. The market price will continue to rise until it becomes P_* , where the equilibrium is restored.



Q9 Explain the effect of change in prices of the related goods on demand for the given good.

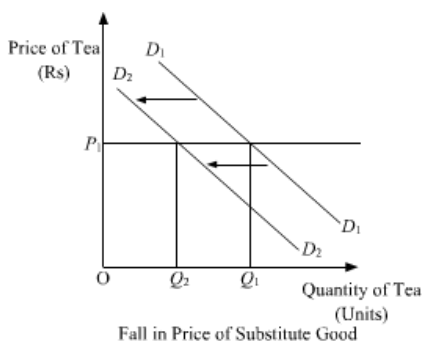
Ans: Change in Price of Related Goods: The related goods can be classified into following two categories.

i. **Substitute Goods**- Substitute goods refer to those goods that can be consumed in place of each other. For example, tea and coffee. In case of substitute goods, if the price of one good increases, the consumer shifts his demand to the other (substitute) good i.e. rise in the price of one good results in a rise in the demand of the other good. In this case, the demand curve shifts parallelly outwards to the right.



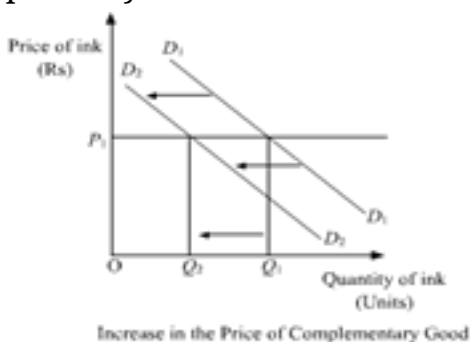
In the above diagram, as a result of rise in price of coffee, the demand for tea increases and the demand curve for tea shifts from D_1D_1 to $D_2 D_2$.

In case, there is a fall in the price of the substitute goods, then the demand for the other good will also fall. And in this case, the demand curve for the other good (tea) will shift parallelly towards left.



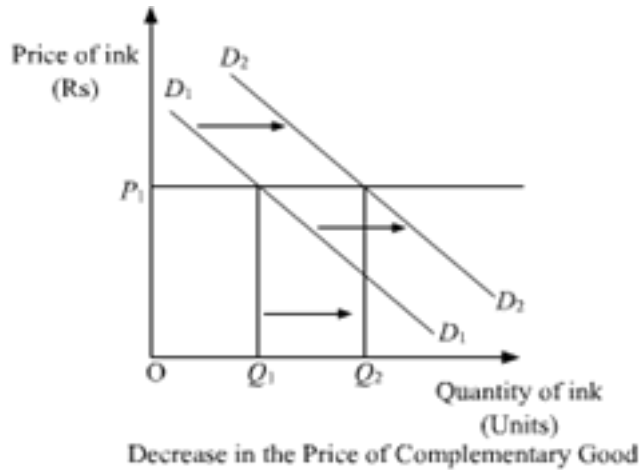
In the above diagram, as a result of fall in price of coffee, the demand for tea falls and the demand curve for tea shifts from D_1D_1 to $D_2 D_2$.

ii. **Complementary Goods**- Complementary goods refer to those goods that are consumed together. The joint consumption of these goods satisfies wants of the consumer. For example: ink and ink pens. In case of complementary goods, if the price of one good increases then a consumer reduces his demand for the complementary good as well, i.e. a rise in the price of one good results in a fall in demand of the other good. In this case, the demand curve shifts parallelly inwards to the left.



In the above diagram, as a result of rise in price of ink pens, the demand for ink falls and the demand curve for ink shifts from D_1D_1 to $D_2 D_2$.

In case, there is a fall in the price of the complementary good, then the demand for the other good will rise. And in this case, the demand curve for the other good (ink) will shift parallelly towards right.



In the above diagram, as a result of a decrease in price of ink pens, the demand for ink rises and the demand curve for ink shifts from D_1D_1 to $D_2 D_2$.

Q10 Define production function. Distinguish between short run and long run production functions.

Ans: The production function of a firm depicts the relationship between the inputs used in the production process and the final output produced. Algebraically, a production function is represented as,

$$Q_x = f(L, K)$$

Where,

L represents units of labour used (input 1)

K represents units of capital used (input 2)

Q_x represents the unit of output produced

Basis	Short-run Production Function	Long-run Production Function
Factors of Production	Under short-run production function at least one of the factors of production remains	Under long-run production function all factors of production become variable.

	fixed.	
<i>Production Function</i>	$Q_x = f(L, \bar{K})$ where, Q_x represents units of output x produced K represents Capital units L represents Labour units Bar over K represents that capital remains fixed in the short run	$Q_x = f(L, K)$ where, Q_x represents units of output x produced K represents Capital units L represents Labour units

Or

Define cost. Distinguish between fixed and variable costs. Give one example of each.

Ans: Cost is the total expenditure incurred in producing a commodity. In economics, it is sum total of actual expenditure incurred on inputs (i.e. explicit cost) and the imputed valued of inputs supplied by the owners (i.e. implicit cost).

Basis	Fixed Costs	Variable Costs
<i>Definition</i>	Incurred on hiring fixed factors of production	Incurred on hiring variable factors of production
<i>Variability</i>	Remain constant irrespective of the units of output produced	Vary directly as per the variation in the output level. If higher units of output, then higher variable costs are incurred and vice-versa
<i>Example</i>	Salary of permanent staff, insurance premium, etc.	Wages of casual labours, cost of raw materials, etc.

Q11 A producer supplies 80 units of a good at a price of Rs. 10 per unit. Price elasticity of supply is 4. How much will he supply at Rs. 9 per unit?

Ans: Given:

$$Q_0 = 80 \text{ units}$$

$$P_0 = \text{Rs } 10$$

$$E_s = 4P_1 = \text{Rs } 9$$

$$Q_1 = ?$$

$$\Delta P = P_1 - P_0$$

$$\Delta P = 9 - 10 = -1$$

$$\Delta Q = Q_1 - Q_0$$

$$\Delta Q = Q_1 - 80$$

We know,

$$E_s = \frac{\Delta Q}{\Delta P} \times \frac{P_0}{Q_0}$$

$$4 = \frac{Q_1 - 80}{-1} \times \frac{10}{80}$$

$$4 = \frac{Q_1 - 80}{-8}$$

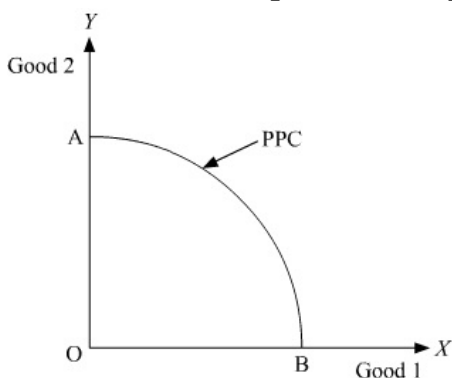
$$-32 = Q_1 - 80$$

$$Q_1 = 48 \text{ units}$$

Thus, producer will supply 48 units of a good at Rs 9 per unit.

Q12 Assuming that no resource is equally efficient in production of all goods, name the curve which shows production potential of the economy. Explain, giving reasons, its properties.

Ans: Assuming that no resource is equally efficient in production of all goods, the curve which shows the production potential of the economy is '**Production Possibility Curve**'.



The following are the properties of PPC.

(i) **Concave to origin:** PPC curve is concave to the origin. This is because slope of PPC i.e.

- marginal rate of transformation (MRT) tends to rise as it moves downward from left to right.
- (ii) **Downward sloping:** PPC curve is downward sloping. This is because as more of Good 1 is produced, more of Good 2 is to be sacrificed.
- (iii) **Increasing marginal rate of transformation:** Slope of PPC i.e. marginal rate of transformation (MRT) tends to rise as it moves downward from left to right.
- (iv) **Optimum utilisation of resources:** The points that lie on a PPC are associated with full employment of resources and efficient utilisation of available technology.

Q13 Explain the conditions of consumer's equilibrium using indifference curve analysis.

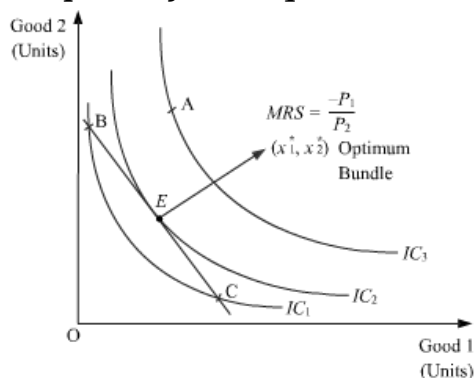
Ans: A consumer attains **equilibrium at the point where the budget line is tangent to the indifference curve**. This optimum point is characterised by the following equality.

Slope of the IC = Slope of the budget line

$$\left| \frac{-dy}{dx} \right| = |MRS| = \left| \frac{-P_1}{P_2} \right|$$

Absolute value of the slope of the IC = Absolute value of the slope of the budget line

Graphically, the equilibrium can be depicted as follows.



In the figure given above, point E depicts consumer equilibrium. At this point, the budget line is tangent to the indifference curve. Observe that at this point the consumer's willingness to purchase (as given by the indifference curve) coincides with what the consumer can actually purchase (as given by the budget line). The optimum bundle is denoted by (x_1^*, x_2^*) . This point is the optimum or the best possible point.

It should be noted that all other points lying on the budget line (such as point B and point C) are inferior to (x_1^*, x_2^*) as they lie on a lower IC. Thus, the consumer can rearrange his consumption and again reach equilibrium where the marginal rate of substitution is equal to the price ratio.

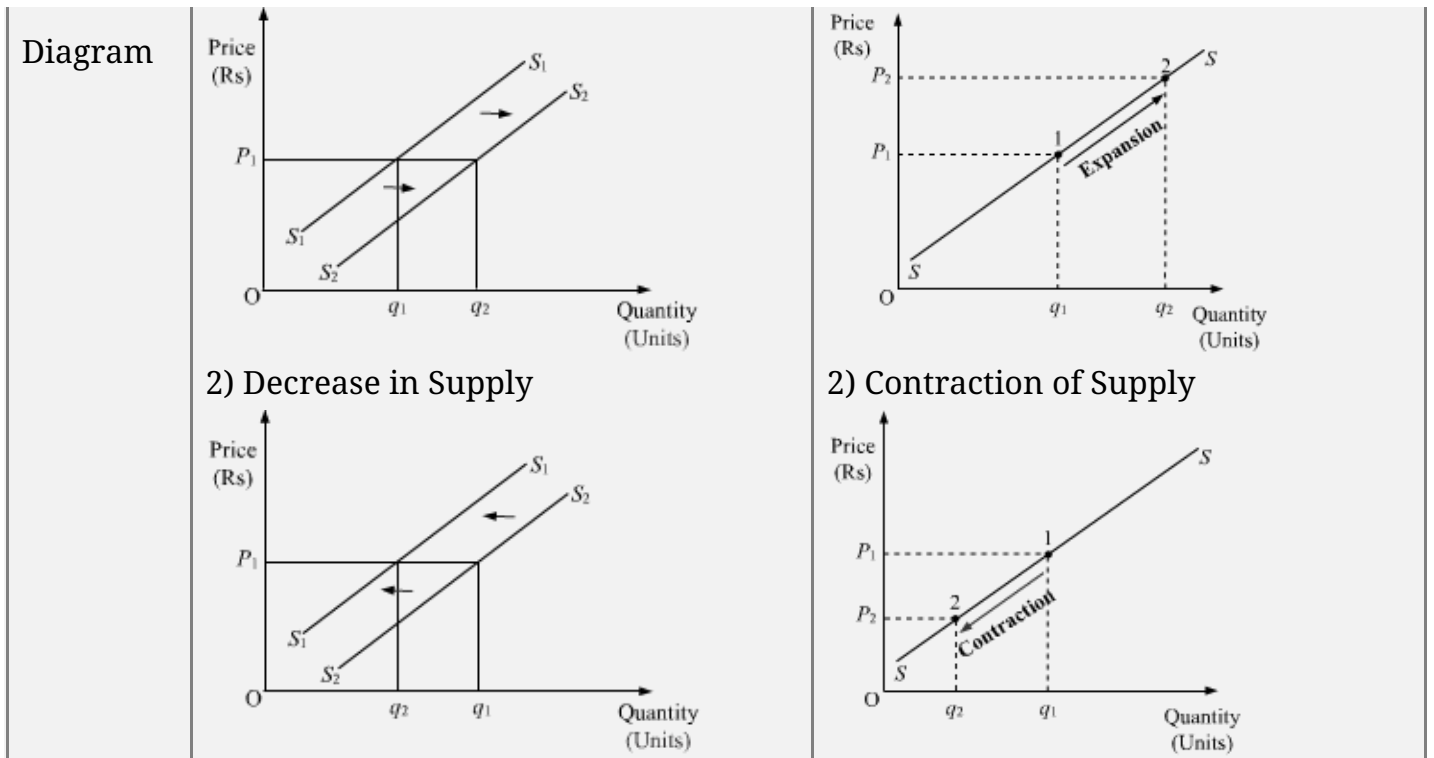
For example, at point B , MRS is greater than the price ratio (i.e. $MRS > \frac{-P_1}{P_2}$). In this case, the consumer would tend to move towards point E by giving up some amount of good 2 to increase the consumption of good 1.

Similarly, at point C , MRS is less than price ratio (i.e. $MRS < \frac{-P_1}{P_2}$). In this case the consumer would tend to move towards point E by giving up some amount of good 1 to increase the consumption of good 2.

Q14 Explain the distinction between "change in quantity supplied" and "change in supply". Use diagram.

Ans:

Basis	Change in Supply	Change in Quantity Supplied
Meaning	When supply changes due to the change in all other variables other than the price of a good (i.e. price of the good remains same), then it is referred as change in supply.	When supply changes due to change in the price of good only, assuming other determinants remaining unchanged, then it is referred as change in quantity supplied.
Function	It is represented as $Q_x = f(\bar{P}_x, P_y, P_i, T, G, G_F, N_F)$	It is represented as $Q_x = f(P_x, \bar{P}_y, \bar{T}, \bar{P}_i, \bar{G}, \bar{G}_F, \bar{N}_F)$
Shift & Movement	It results in a shift in the supply curve of the firm which can be rightwards or leftwards.	It results in a movement of the supply curve of the firm which can be upwards or downwards.
Types	The following are its types: 1) Increase in Supply 2) Decrease in Supply	The following are its types: 1) Expansion of Supply 2) Contraction of Supply
	1) Increase in Supply	1) Expansion of Supply



Q15 Explain the implications of the following in a perfectly competitive market :

(a) Large number of buyers

(b) Freedom of entry and exit to firms

Ans: (i) *Large number of buyers*: In a perfectly competitive market, there are large number of buyers. The number of buyers is so large that no individual buyer by changing his demand can affect the total market demand for the commodity. An individual buyer has no control over the existing market price and cannot influence it and therefore ***an individual buyer is a price taker and not a price maker.***

(ii) *Freedom of entry and exit to firms*: There is no restriction on the entry and exit of old and new firms. This feature is available only in the long run and not in the short run, as in the short run some factors are fixed, which obstructs the free entry and exit of firms. ***This feature has an important implication that all the firms in the long run earn normal profit or zero economic profit.*** If there exists abnormal profits in the short run, then the new firms will enter in the market in the long run. On the other hand, if the firms are earning abnormal losses, then some of the existing firms will exit the market in the long run. This free entry and exit of the firms ensures that in the long run ***no firm earns either abnormal losses or abnormal profits***, i.e. all firms earn zero economic profit (normal profit).

OR

Explain the implications of the following in an oligopoly market :

(a) Inter-dependence between firms

(b) Non-price competition

Ans: (i) *Inter-dependence between firms* : Under oligopolistic market form, there exists few but large and dominating firms. These firms account for majority of market supply, thereby control the market price and quantity of the output. There exists a very high degree of mutual interdependence between the firms in an oligopoly market. The price and the quality decisions of a particular firm are dependent on the price and the quality decisions of the rival (other) firms. ***This feature has an important implication that no firm can fix its price and output decisions without considering the probable rival reactions .***

(ii) *Non price competition*: Under oligopolistic market form, prices do not move freely as per the changes in demand. This is due to the counter decisions of the rival firms. Therefore, we can say that oligopolistic firms do not compete with each other on the grounds of price. ***This feature has an important implication that an oligopolistic firms fix its price and output decisions after taking into consideration the probable rival reactions.***

Section B

Q16 Define stocks.

Ans: A variable is said to be a stock variable, if it is measured at a particular point of time. Such variables do not have an element of time attached with them. In other words, they are measured only at a single point of time. For example, capital balance as on March 31, 2010.

Or

Stock refers to finished goods lying in the ware houses or godown waiting to be delivered to the final consumers. It includes only the goods that a company is dealing into. Stock generates revenues, since it is only by selling the goods; a business earns money (technically termed as revenues).

Q17 Depreciation of fixed capital assets refers to : (choose the correct alternative)

(a) Normal wear and tear

(b) Foreseen obsolescence

(c) Normal wear and tear and foreseen obsolescence

(d) Unforeseen obsolescence.

Ans: Depreciation of fixed capital assets refers to normal wear and tear and foreseen obsolescence.

Hence, the correct answer is option 'c'.

Q18 What is revenue expenditure?

Ans: Revenue expenditure is the government expenditure which does not cause any reduction in government liabilities and also does not create assets for the government. For examples, expenditure on salaries, pensions, subsidies etc.

Q19 Fiscal deficit equals: (choose the correct alternative)

(a) Interest payments

(b) Borrowings

(c) Interest payments less borrowing

(d) Borrowings less interest payments

Ans: Fiscal deficit is equal to the **borrowings** . It reflects the total borrowing and other liabilities of the government.

Hence, the correct answer is option '**b**'.

Q20 Foreign exchange transactions dependent on other foreign exchange transactions are called: (choose the correct alternative)

(a) Current account transactions

(b) Capital account transactions

(c) Autonomous transactions

(d) Accommodating transaction

Ans: Foreign exchange transactions dependent on other foreign exchange transactions are called 'Accommodating transactions'.

Rationale: Accommodating transactions are those that are undertaken as a consequence of the autonomous transactions.

Hence, the correct answer is option '**d**'.

Q21 Find net value added at factor cost: (Rs. Lakh)

(i) Durable use producer goods with a life span of 10 years 10

(ii) Single use producer goods 5

(iii) Sales 20

(iv) Unsold output produced during the year 2

(v) Taxes on production 1

Ans: *Value of Output = Sales + Δ in Stock*

$$\Rightarrow \text{Value of Output} = 20 + 2$$

$$\Rightarrow \text{Value of Output} = \text{Rs } 22 \text{ lakhs}$$

Gross Value Added at MP = Value of Output - Intermediate Consumption

$$\text{Gross Value Added at MP} = 22 - 5 = \text{Rs } 17 \text{ lakhs}$$

$$\text{NVAFC} = \text{GVAMP} - \text{Depreciation} - \text{Net Indirect Tax}$$

$$\Rightarrow \text{NVAFC} = 17 - \left(\frac{\text{Cost of producer goods}}{\text{No. of useful life in years}} \right) - (\text{Indirect Tax} - \text{Subsidy})$$

$$\Rightarrow \text{NVA}_{FC} = 17 - \left(\frac{10 \text{ lakh}}{10} \right) - (1 - 0)$$

$$\therefore \text{NVAFC} = \text{Rs } 17 - 1 - 1 = 15 \text{ lakhs}$$

Note: Here, single use producer goods are considered as raw materials that were used in the production process.

Q22 Distinguish between marginal propensity to consume and average propensity to consume. Give a numerical example.

Ans:

Marginal Propensity to Consume	Average Propensity to Consume
1. Ratio of change in consumption expenditure to change in disposable income	1. Ratio of consumption expenditure to level of income
2. Algebraically, $MPC = c = \frac{\Delta C}{\Delta Y_d}$	2. Algebraically, $APC = \frac{C}{Y}$

Example: Consider the following information and calculate MPC and APC

$$Y = \text{Rs } 1,000 \quad \Delta Y_d = \text{Rs } 500$$

$$C = \text{Rs } 800 \quad \Delta C = \text{Rs } 200$$

$$APC = \frac{C}{Y} = \frac{800}{1000} = 0.80 \text{ or } 80\%$$

$$MPC = c = \frac{\Delta C}{\Delta Y_d}$$

$$= \frac{200}{500} = 0.4$$

Or

Explain the role of taxation in reducing excess demand.

Ans: As we know that tax directly affects one's purchasing power and spending capacity, thereby influences the level of aggregate demand. In order to tackle a situation of excess demand, the government raise the tax rates and lowers the amount of transfer payments, thereby, lowers the disposable income. Consequently, the aggregate demand falls.

Q23 In an economy investment is increased by Rs. 300 crore. If marginal propensity to consume is 2/3, calculate increase in national income.

Ans:

$$\text{Given: } MPC = \frac{2}{3} = 0.67$$

$$\Delta I = \text{Rs } 300 \text{ crore}$$

$$\text{Working: } k = \frac{1}{1-MPC} = \frac{1}{1-0.67} = 3.03$$

$$k = \frac{\Delta Y}{\Delta I}$$

$$3.03 = \frac{\Delta Y}{300}$$

$$\Delta Y = \text{Rs } 909 \text{ crore}$$

Q24 Government incurs expenditure to popularize yoga among the masses. Analyse its impact on gross domestic product and welfare of the people.

Ans: The welfare of the people with the awareness of Yoga takes place in the following ways.

- i) People will remain healthy in terms of physical fitness with a continuous practice of yoga.
- ii) Yoga also help people to improve their mental, intellectual and emotional welfare.

Yoga by improving the welfare of people also contributes towards *GDP* in the following ways.

- i) Healthy people contribute more towards production process which leads to increased quantity of goods produced in the economy and *GDP* will increase.
- ii) Psychological balanced people will be highly efficient in providing their services to the people of the economy. Thus, services generated by them will increase and have a positive impact on *GDP*.

Q25 Explain the 'store of value' function of money. How has it solved the related problem created by barter?

Ans: Store of Value- Generally, people have a tendency to save certain portion of their income in form of savings and to accumulate wealth. Under the Barter system, such storage of wealth was not possible due to perishable nature of certain commodities. As against this, wealth can be easily stored in the form of money without any loss in its value. Thus, store of value as a function of money implies that money can be easily saved and used for future needs. The store of value function of money can be justified because of the following reasons.

- i. Money is the most widely accepted as a medium of exchange.
- ii. There is no loss in the value of money over time (though, there exists loss of value of money due to inflation but it is negligible).
- iii. Money can be stored conveniently and does not involve any cost.

Under the Barter system, it was difficult for the individuals to save, invest or accumulate wealth in terms of commodities. Money overcame this problem as it is neither a perishable commodity nor the value of money depreciates (negligible depreciation due to inflation) Therefore, money facilitates store of wealth.

Or

Explain the 'unit of account' function of money. How has it solved the related problem created by barter?

Ans: Unit of Account : Money serves as a common medium or unit of value. The goods and services are of different types and are measurable in different units such as, meter, litre, gram, etc. Money has provided a common yardstick to measure all these different units in a common denomination known as price. This has made different goods and services comparable to each other in terms of their respective prices.

Under the Barter system of exchange, there was no common unit for measuring the value of

one good in terms of other good for the purpose of exchange. For example, a horse cannot be measured in terms of rice in the case of exchange between rice and horse. However, money solved this problem by measuring the values of different goods in terms of a common denomination, i.e. Rupees, Dollars, etc.

Q26 Explain how open market operations are helpful in controlling credit creation.

Ans: Open Market Operations refer to the buying and selling of securities either to the public or to the commercial banks in an open market. Open Market operations refer to the buying and selling of securities in an open market, in order to affect the money supply in the economy. The selling of securities by RBI will wipe out the extra cash balance from the economy, thereby limiting the money supply resulting in controlled credit creation.

To summarise,

Selling of securities in the open market \Rightarrow Extra Cash Balance \downarrow \Rightarrow Money supply \downarrow
(Controlled Credit Creation)

Q27 What is government budget? Explain how taxes and subsidies can be used to influence allocation of resources.

Ans: Meaning of Government Budget

A Government Budget is a financial statement showing item-wise expected government receipts and government payments during a particular financial year. It also presents the government's report on the financial performance during the previous fiscal year.

This objective of government is related with the allocation of resources to different areas. In a mixed economy, the private producers aim towards profit maximisation, while, the government aims towards welfare maximisation. The private sector always tend to divert resources towards areas of high profit, while, ignoring areas of social welfare. In such a situation, the government through its budgetary policy reallocates resources to maintain a balance between the social objectives of welfare maximisation and economic objective of profit maximisation. For example- government levies taxes on socially harmful goods such as tobacco, etc. and provides subsidies for the socially desirable goods such as food grains, kerosene, etc.

Or

Define revenue receipts in a government budget. Explain how government budget can

used to bring in price stability in the economy.

Ans: Revenue Receipts are those receipts of the government which neither creates any liability nor it creates any reduction in the assets of the government. These comprises of tax and non-tax receipts, duties and fines, interest and dividends receipts on government investments and assets. These are further classified into:

1. Tax Receipts
2. Non-tax Receipts

a) Tax Receipts

A tax is a legally compulsory monetary contribution to the government by different economic units such as household, firms and other economic units. Taxes are imposed by the government on different activities, income, property, production, occupation, etc. The main motive of imposing taxes is to raise revenue and to incur various expenditures for enhancing welfare of the country. The following are the various types of taxes.

1. Direct and indirect taxes
2. Progressive and regressive taxes
3. Ad valorem and specific taxes

b) Non-Tax Receipts

Non-tax receipts refer to those budget receipts of the government from sources other than taxes such as interest receipts, dividends, fines, duty fees, etc. Various non-tax receipts of the government can be classified as:

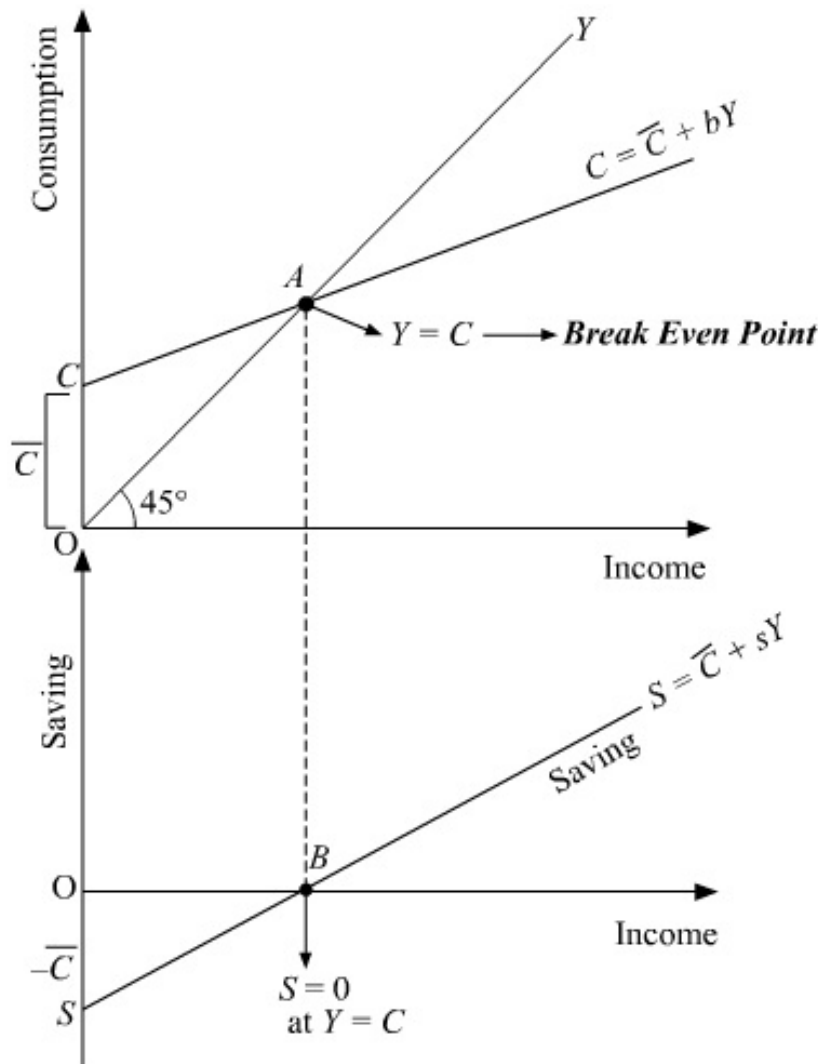
1. Fees and License- The government receives fees in return of various services provided by it to the people. Example- college fees, passport fees, registration fees, etc.
2. License Fees- These refer to the fees that are received by the government in return of the allowances granted to the people to perform certain activities. Example- Fees received from issue of import licenses.
3. Escheat- Escheat refers to the income from a property of a person who dies without having any legal heirs. In other words, the government acquires legal right over a property which has no claimant.
4. Fines and Penalties- Fines and penalties are imposed by the government on those who boycott law.

The government aims at insulating the economy from major fluctuations (like inflation, unemployment) and business cycles such as boom, recession, depression and recovery. The government through its budgetary policy tries to combat such situations. The major concern

of government is to achieve higher economic growth rates while maintaining price and employment stability. This state of economic growth with stability ensures a smooth and efficient functioning of an economy.

Q28 Given consumption curve, derive saving curve and state the steps taken in the process of derivation. Use diagram.

Ans:



In the diagram $\bar{C} + bY$ is the consumption curve.

The 45° line is the aggregate supply curve.

At point E, consumption = income i.e ($Y = C$)

\bar{C} represents the autonomous consumption i.e. consumption at zero level of income.

Steps for derivation of supply curve from consumption curve as follows.

(i) Corresponding to \bar{C} in the consumption function we have $-\bar{C}$ in the saving function. That

is, there are negative savings equal to autonomous consumption at $Y = 0$. This is represented by S on the negative axis in the lower panel.

(ii) At point E ($Y = \bar{C}$). This implies that all the income is spent on consumption expenditure. Thus, savings equal to zero. This is shown as $S = 0$ in lower panel. This point is also known as the Break-even point.

(iii) Beyond the break-even point, by connecting points S and Y we derive the straight upward sloping saving curve.

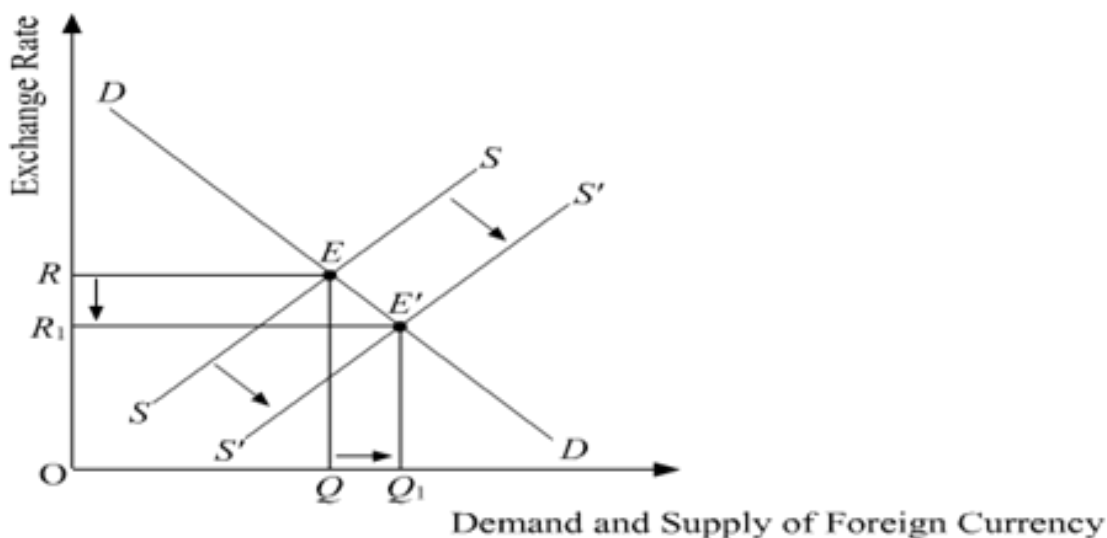
(iv) SS is the required saving curve.

Q29 (a) In which sub-account and on which side of balance of payments account will foreign investments in India be recorded? Given reasons.

Ans: In *Capital account*, and on *credit side of BOP*, will foreign investments in India be recorded. Foreign investment refers to the investment in the assets of a foreign country. By investing, the government or any resident of domestic country owns the control over the asset of the foreign country. Foreign Investment cause an inflow of foreign exchange into the country. Thus, it is recorded as positive items in the Capital Account of BOP.

(b) What will be the effect of foreign investments in India on exchange rate? Explain.

Ans: Foreign investments in India will increase the supply of foreign currency. This would shift the supply curve from SS to $S'S'$. With the shift in supply curve, the new equilibrium is established at point E' , where the *exchange rate falls* from OR to OR_1 and the demand and supply of foreign currency rises to OQ_1 .



Q30 Find national income and private income :

		(Rs crores)
(i)	Wages and salaries	1,000
(ii)	Net current transfers to abroad	20
(iii)	Net factor income paid to abroad	10
(iv)	Profit	400
(v)	National debt interest	120
(vi)	Social security contributions by employers	100
(vii)	Current transfers from government	60
(viii)	National income accruing to government	150
(ix)	Rent	200
(x)	Interest	300
(xi)	Royalty	50

Ans: NNP_{FC} = Compensation of Employees

+ Operating Surplus

+ Mixed income of self-employed

- Net Factor Income paid to Abroad

$\Rightarrow NNP_{FC}$ = Wages and Salaries

+ Social security contributions by employers

+ Rent + Interest + Profit + Royalty

- Net Factor Income paid to Abroad

$\therefore NNP_{FC} = 1,000 + 100 + 200 + 300 + 400 + 50 - 10 = \text{Rs } 2,040$

Private Income = National Income - National income accruing to government

- Net Current Transfers to Abroad + National Debt Interest + Transfers from Government

$\Rightarrow \text{Private Income} = 2,040 - 150 - 20 + 120 + 60$

$\therefore \text{Private Income} = \text{Rs } 2,050$